

• **Important Safety Notice**

- Please read below safety instructions carefully before installation and operation:
1. Please pay attention to all the warnings and hints on this device.
  2. Do not expose this unit to rain, moisture and liquid.
  3. Do not put any stuff into the device.
  4. Do not repair the device or open the enclosure without professional person guidance to avoid electronic shock.
  5. Make sure good ventilation openings to avoid product overheating damage.
  6. Use DC5V/2A only. Make sure the specification matched if using 3rd party DC adapters.

• **Introduction**

This HDMI wireless extender includes transmitter unit and receiver unit, allows to transmit and extend HDMI signal up to 15 meters long away wirelessly, it has strong anti-interference ability by running at 5GHz operation frequency, and supports one to one , many to one connection. It is really a very good solution for meeting, conference, home entertainment and multi-media education etc.

Note:

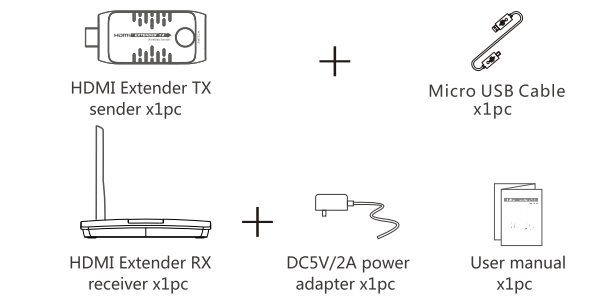
- 1) Transmission distance will be different due to the environment.
- 2) Wall, brick or glass will shorten the signal cover range or cause big signal loss.

• **Features**

1. Plug and play, easy installation
2. High resolution up to 1080p@60Hz full HD
3. Support point to point ,many to point configuration
4. Support HDMI1.3, compatible with HDCP1.2
5. 15 meters long range transmission sight distance
6. Smart portable design, excellent performance
7. Support select transmitter via switch button freely
8. Transmitter powered by input sources through HDMI port(when the

transmission/connection is not stable, or the output is not fluent, please connect Micro USB cable to the DC5V port for power supply)  
9. Strong anti-interference ability by running at 5GHz operation frequency

• **Package Contents**

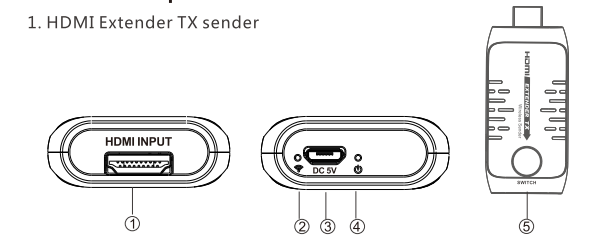


• **Installation Requirement**

1. HDMI source device (DVD, PS3, Set top box, PC etc)
2. HDMI display device like SDTV, HDTV, and projector with HDMI port.

• **Panel Description**

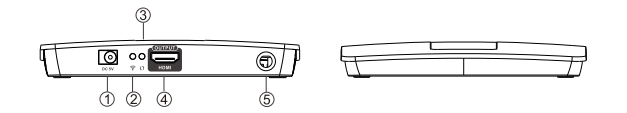
1. HDMI Extender TX sender



①	HDMI input	Connect with HDMI source device
②	Wireless connections indicator	Led keeps on when there is HDMI input, blinks slowly when it is successfully connected, blinks fast when it is transmitting data
③	Power input	Connect with Micro USB power cable (optional)
④	Power indicator	LED indicator turn on when power on
⑤	Switch button	To select transmitter input (many to one connection use only)

【NOTE】 This device can be powered from the HDMI source device (which with HDMI input port) directly. However, when the transmission/connection is not stable, or the output is not fluent, please connect Micro USB cable to the DC5V port for power supply.

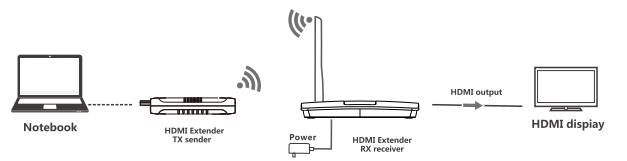
2.HDMI Extender RX receiver



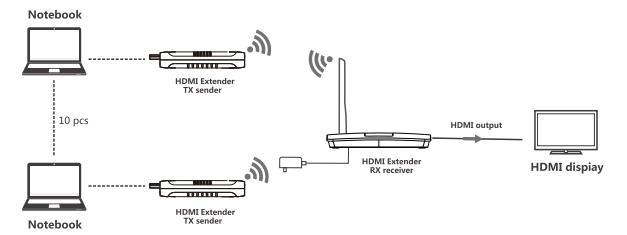
①	Power input	Connect with DC5V/2A power adapter
②	Wireless connections indicator	Led keeps on when power on, blinks when it is successfully connected
③	Data transmission led	It keeps on when it is transmitting data, other wise, it's off
④	HDMI output	Connect with HDMI display device
⑤	Antenna	Connect the antenna

• **Connection**

1. Point to Point connection:



2. many to one connection



**Connection instruction:**

- 1) Plug the transmitter into the source device.
- 2) Connect HDMI output to HDMI display device by HDMI cable.
- 3) Power on the device (power led lights) and it works.

**Note:**

- 1) When the wireless signal transmits through wall, glass or other

obstacles, it will cause signal loss. Please install this device in good environment with few obstacles.

2) The external environment wireless signal will affect transmission, such as micro waver, wireless mouse and keyboard etc.

• FAQ

Q: Transmitter and receiver can't be connected with each other?

A: 1)Please check if the wireless connection light on product blinks properly.

2) Restart the transmitter or receiver.

3) Reconnect the HDMI cable or use another HDMI cable and try again.

4) Please change the location of sender (TX) and receiver (RX) and make sure devices is within the signal coverage.

Q: The wifi LED indicator of the transmitter keeps on, but no signal output on display/monitor?

A: 1) please check if there is an HDMI signal input of sender TX

2) Try to connect the signal source directly to display device to see if there is signal output from source device or change the signal source, the resolution of input signal, HDMI cables and try again.

Q: Display not fluent and stable

A: 1) Please change the location of sender (TX) and receiver (RX) and make sure devices is within the signal coverage.

2) Restart the transmitter or receiver.

3) Reconnect the HDMI cable.

4) Remove other wireless signal disturbance and reduce the obstacle on the way.

• Specification

Items		Specification
Power supply	Voltage/Current	TX:powered by input sources through HDMI port, RX:DC5V/2A
	Power consumption	TX < 2.5W    RX < 5W
HDMI performance and interface	HDMI compliance	HDMI1.3
	HDCP compliance	HDCP1.2
	HDMI resolution supported	480p@60Hz、 576p@50Hz、 720p@50/60Hz、 1080p@50/60Hz
	Maximum transfer rate	4.95Gbps
	Input and output TMDS signal	0.7 ~ 1.2Vp-p(TMDS)
	Input and output DDC signal	5Vp-p(TTL)
Wireless performance and interface	Transfer method	5G Wireless transmission
	Transmission distance	15 Meters
	Latency	≤200 ms
Protection level	Electrostatic protection of the whole machine	1a Contact discharge level 3
		1b Air discharge level 3
		Standard: IEC61000-4-2
Operating environment	Working temperature	0 ~ 50°C
	Storage temperature	-10 ~ 70°C
	Humidity (no condensation)	0 ~ 90%
Body properties	Dimension	TX: 38.92(W) x 88.75(D) x15.26(H)mm RX: 85.58(W) x 138.11(D) x 19.18(H)mm
	Material	Plastic
	Finishing	Grit blast
	Weight	TX : 20g , RX : 120g

Disclaimer

The product name and brand name may be registered trademark of related manufactures. ™ and ® may be omitted on the user manual. The pictures in this user manual are just for reference. The terms HDMI, HDMI High-Definition Multimedia Interface, and the HDMI Logo are trademarks or registered trademarks of HDMI Licensing Administrator, Inc. We reserve the rights to make changes without further notice to a product or system described herein to improve reliability, function or design.

HDMI Wireless Extender

User manual

