

# Video Wall Controller Series

A large-screen visual experience solution based on exceptional splicing technology and powerful AV effects.



## Video Wall Controller

Support input and output up to 4K@60Hz resolution, flexible multiple display modes, and utilize technologies to realize silky display quality.

### **KRUP Ltd.**

Pruhonicka 133 25101 k.z.Cestlice - Prague  
Czech Republic

krup.pha@krup.cz  
www.krup.cz

TEL.: +420-272088888

# Video Wall Controller Series


Ultra-flexible Display Modes and Extreme High-definition Display Images.

2x2 **4K60** in **4K60** out



KHVID-08

2x2 **1080P** in **1080P** out




KHVID-06

3x3 **4K60** in **1080P** out

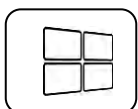


KHVID-07

2x2 **4K60** in **1080P** out



KHVID-09



Multiple Display Modes



180° Image Rotation



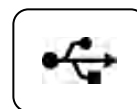
S/PDIF Audio Output



3.5mm Audio Output



RS-232 Control



Plug and Play



Lightning Protection  
Surge Protection  
ESD Protection




# Advantages of innovative Video Wall Controllers

## Multi-screen Synchronized Playback

Pure hardware FPGA implementation, same frame playback of each spliced screen, no tearing or lag in the viewing process, bringing a silky smooth viewing experience.

Other Products



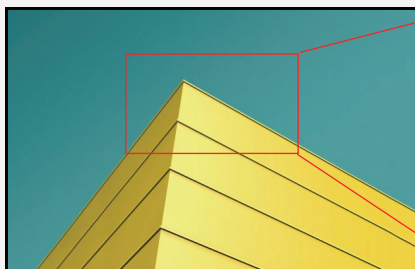
Our Products



Image integrity without tearing

## Better Algorithm to Avoid Jagged Edges

Adopt better algorithms to effectively avoid the jagged effect and image vdistortion from image enlargement.



Other Products



Jagged Edges with Color Bleeding

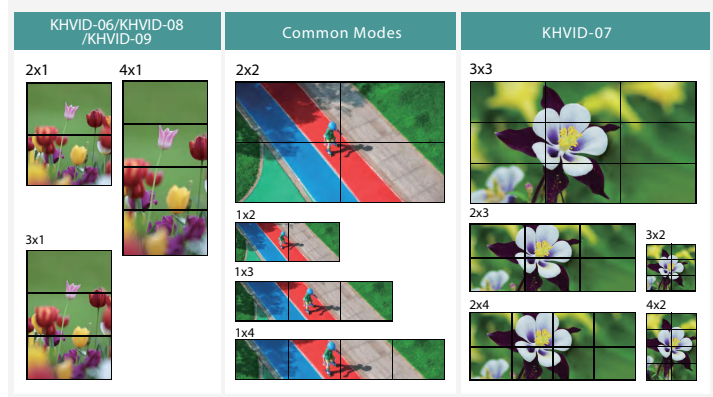
Our Products



Sharpness and Smoothness Sustained

## Multiple Adjustable Display Modes

Allows you to freely adjust splicing modes via RS-232/Dip switch control, allowing you to tailor the optimum display of the video wall to your requirements.



## Practical 180-degree Image Rotation

When the display is installed upside down, this video wall controller allows 180° rotation of the content, greatly reducing image distortion produced by excessive edge seams.

180-degree Rotation of Upper Monitors or TVs

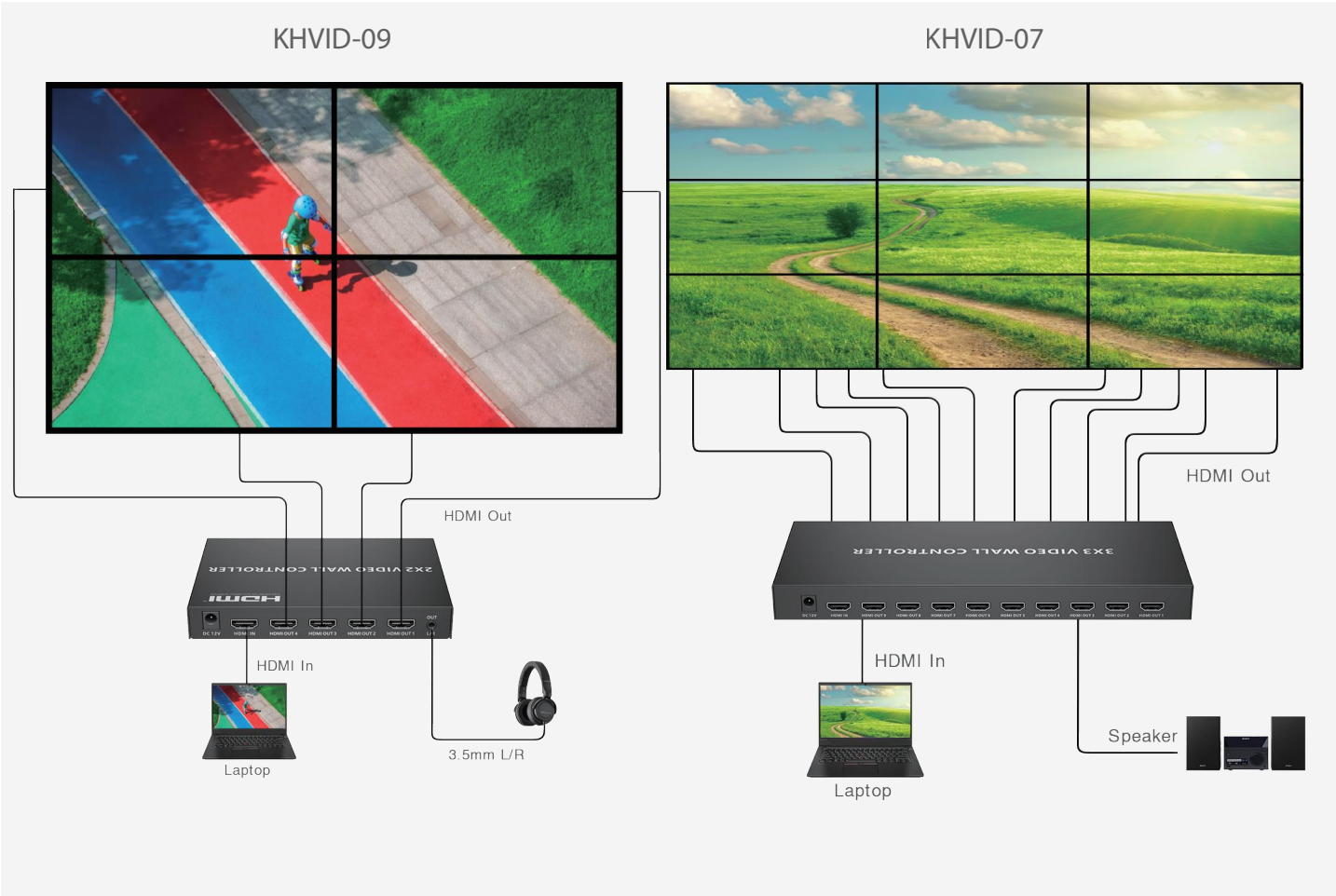


Less Edge Gaps and More Complete Images



Note: Only available when using 2x2, 2x3, or 2x4 display modes.

# HOW TO CONNECT



# HOW TO CASCADE

